

COLORS




White



Blue

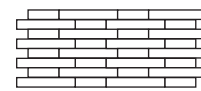
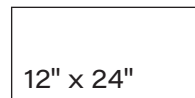
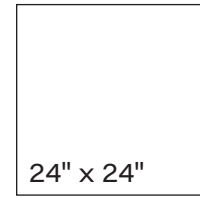
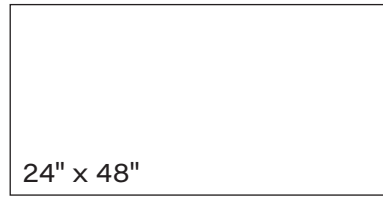


Grey

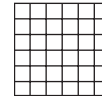


Black

AVAILABLE SIZES



12" x 24"
Linear Mosaic



2" x 2"
Mosaic

FINISH

MATTE RECTIFIED

THICKNESS

8 mm

TRIM

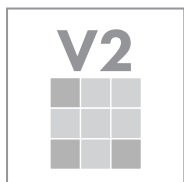
6" x 12" Cove Base
3" x 24" Bullnose

INSTALLATION & MAINTENANCE

Recommended Grout Size - 1/8"

For regular cleaning, use a neutral liquid detergent with a soft sponge or microfiber cloth. Persistent stains can be removed with a slightly abrasive sponge; if necessary, use a specially formulated stain remover.

TECHNICAL DATA



D.C.O.F.
(MATTE)

≥ 0.60

BOT 3000

WATER
ABSORPTION

≤ 0.2%

ASTM C373

CHEMICAL
RESISTANCE

CLASS A

ASTM C650

FROST
RESISTANCE

NO DAMAGE

ASTM C1026

BREAKING
STRENGTH

≥ 400 LBF

ASTM C648

ABRASION
RESISTANCE

4

ASTM C1027

VOLCAN

