


< Back to Contents

3D WALL



Blade

WM



Diamond

N WM



Dune

SA WM



Wave

WG WM



Ribbon

SA WM



Wind

SA WM




Angle

WM



Kite

WM



Mesh

WM




Plot

WM



Stars

WM



Flash

WM



Ultra Blade

WG WM




Flows

WM




Line

WM




White

WG WM



Sand

SA



Night

N

< Back to Contents

3D WALL

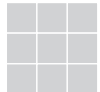


STYLE	COLORS	16"x32"	20"x44"	12"x22"
Angle	WM	•		
Blade	WM	•		
Diamond	WM N	•		
Dune	WM SA	•		
Flash	WM	•		
Flows	WM		•	
Kite	WM		•	
Line	WM		•	•
Mesh	WM	•		
Plot	WM		•	
Ribbon	WM SA	•		
Solid	WM SA N	•	• (WM + WG)	
Ultra Blade	WM WG		•	• (WM)
Wave	WM	•		•

DECO & TRIM: 3/8 x 7 7/8" Pencil Liner

WM White Matte WG White Glossy SA Sand Matte **N** Night Matte

TECHNICAL SPECIFICATIONS

V1 	WATER ABSORPTION	CHEMICAL RESISTANCE	BREAKING STRENGTH
	< 10% EB ≤ 20%	GA, GLA, GHA	≥ 600 N
	ISO 10545-3	ISO 10545-13	ISO 10545-4